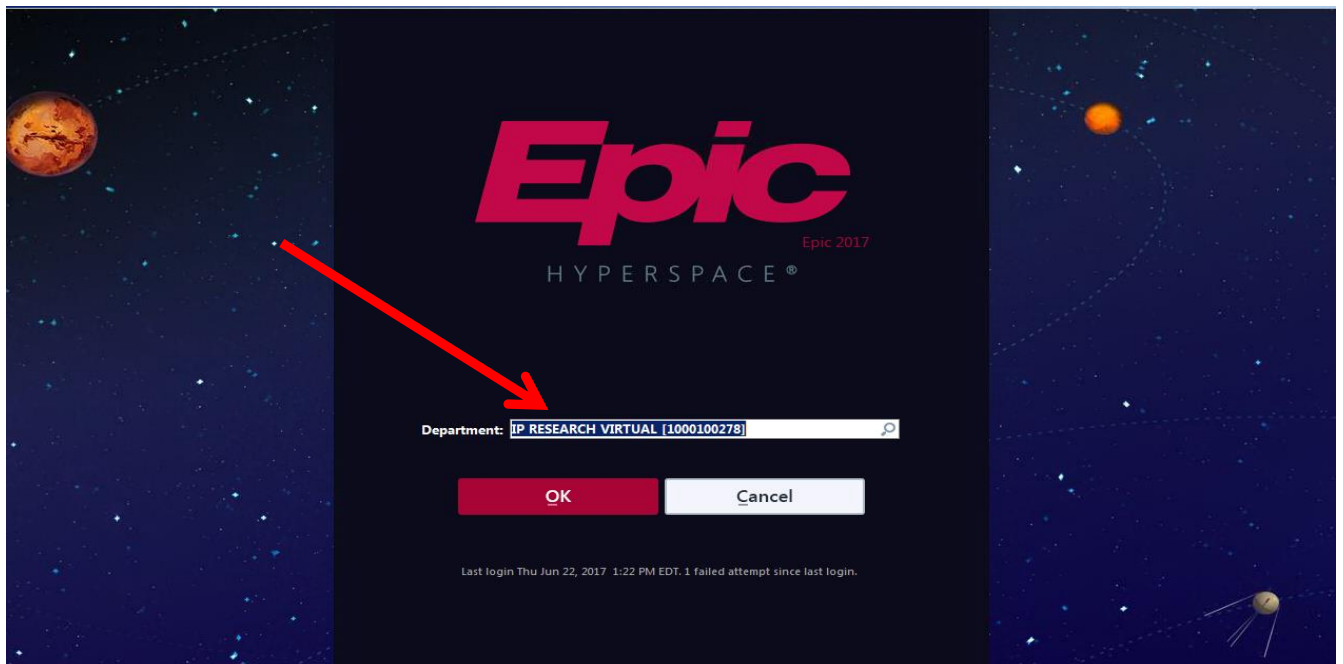
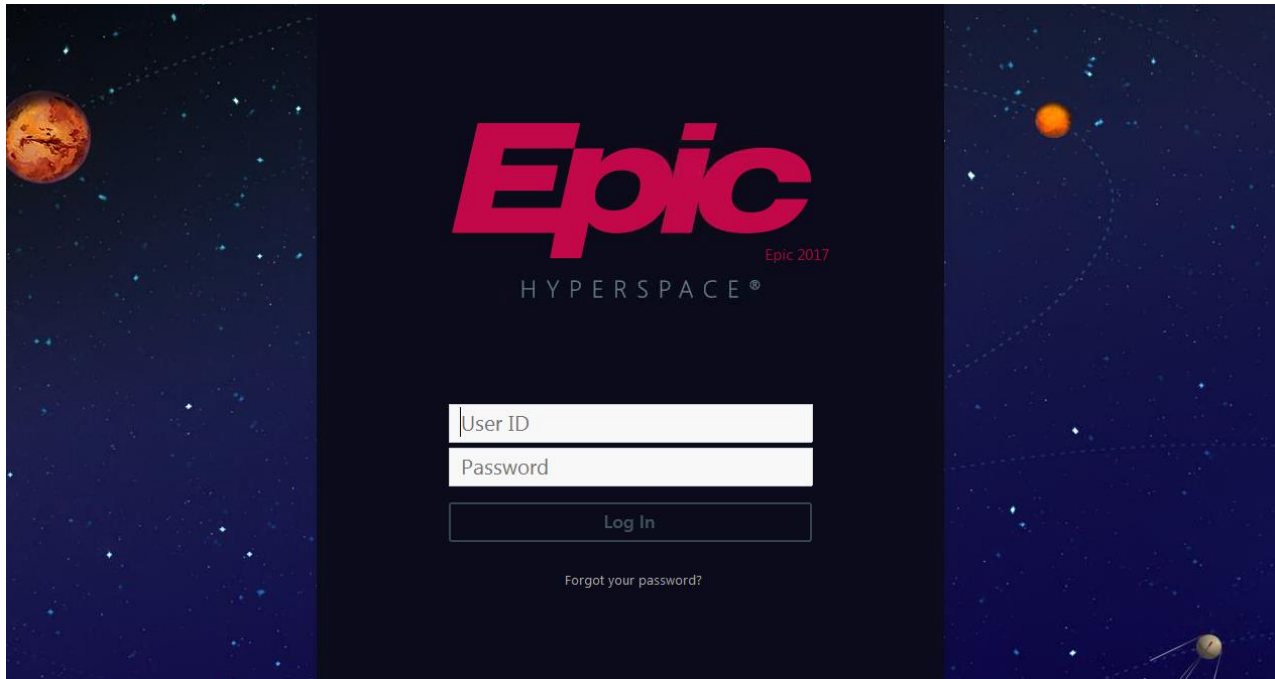
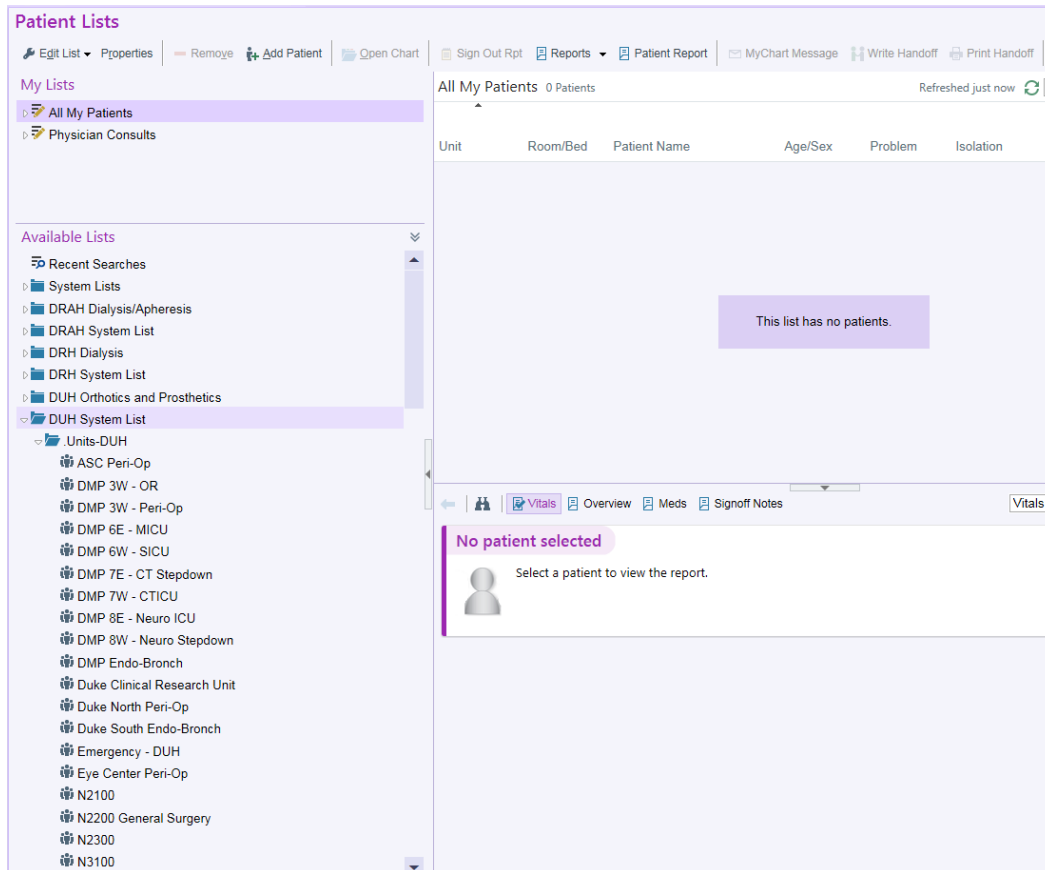


Quick Tip: Placing an Emergency, Individual Patient IND Order

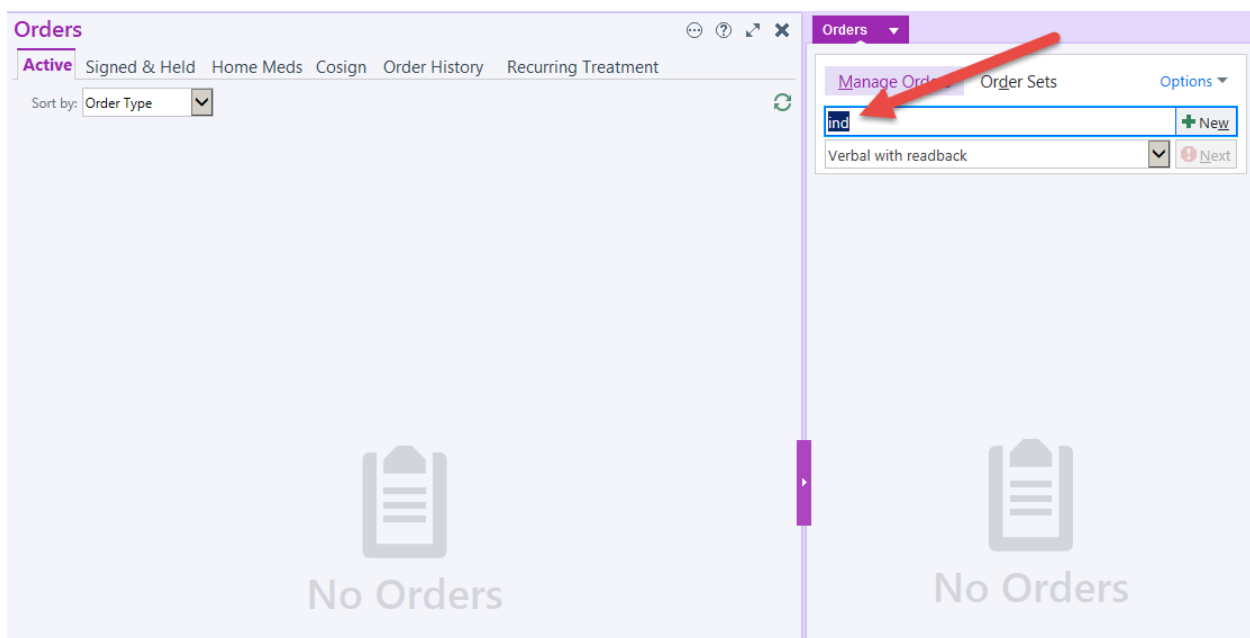
If research study medications are needed for a patient that is an inpatient and the orders are not built in Maestro Care->Log in to the department at sign->IP Research Virtual.



1. Open admission encounter from the Patient List activity.



2. From the Orders Activity, search for IND. This will search the Research Preference List.



3. Select the Emergency IND medication order. Ensure that you are selecting the inpatient (bed) option.

Order and Order Set Search

IND 🔍 Browse Preference List Facility List

Order Sets & Panels (Click to expand) 🔍 ⌘ (Alt+1)

Medications ⌘ (Alt+2)

Name	Dose	Route	Frequency	Phase of	Pref List
IND Emergency Use Medication					DUHS RSH RX...
RSH ONC AGS-003 (Argos/IND # 17237) (IRB 73733) injection	1 Dose	Intrader...	Once		DUHS RSH RX...

Procedures (Click to expand) ⌘ (Alt+3)

4. Complete order and fill out all required fields.

IND Emergency Use Medication Accept Cancel

Order Inst.: [Enter as much information as possible. Drug interaction checking will not occur for this order.](#)

Reference **1. Lexi-Comp**

Links:

Dose:

Rate: mL/hr

Route:

Frequency:

For: Doses Hours Days

Starting: 6/28/2017 Today Tomorrow

First Dose: Include Now As Scheduled

First Dose: **Today 1505** **Until Discontinued**

There are no scheduled times based on the current order parameters.

Generic name:

Form:

What is the eIRB number?

Admin. Inst.: [Click to add text](#)

Phase of Care:

Priority:

Self Administered Patient supplied: doses

5. Sign the order