


SOM DISASTER RESPONSE
TRAINING AUG/SEPT 2023

A decorative graphic consisting of several parallel white lines of varying thicknesses, slanted diagonally from the bottom-left towards the top-right, located in the lower right quadrant of the slide.

AGENDA

- ▶ Introduction
 - ▶ Resources
 - ▶ Unit Responsibilities
 - ▶ Prevention
 - ▶ Process of an Event
- 
- A decorative graphic consisting of several parallel white lines of varying lengths, slanted upwards from left to right, located in the bottom right corner of the slide.

INTRODUCTION


- ▶ University Overview
 - ▶ Roles and Responsibilities
 - ▶ First Responders
 - ▶ Institution Level
 - ▶ School Level
 - ▶ Unit Level
- 
- A decorative graphic consisting of several parallel white lines of varying lengths, slanted upwards from left to right, located in the bottom right corner of the slide.

RESOURCES

- ▶ LiveSafe App
 - ▶ Location sharing during emergencies
 - ▶ Access to safety resources and phone numbers
 - ▶ Safety map with key safety locations to keep you “in the know”
- ▶ Evacuation Plans <https://www.safety.duke.edu/fire-life-safety/site-specific-fire-plans>
- ▶ OESO Emergency Response & Incident Reporting <https://www.safety.duke.edu/emergency>
- ▶ Duke Emergency Management <https://prepare.duke.edu>
 - ▶ This website has great information and video training opportunities, including Armed intruder training
- ▶ Duke Alert website <https://emergency.duke.edu>
- ▶ Duke Maps <http://maps.duke.edu>
- ▶ Snow/Ice Priority Clearing Map <https://forms.hr.duke.edu/media/weather/snowmap.pdf>
- ▶ Leased Space (Property Manager)



DEPARTMENTAL RESPONSIBILITIES

- ▶ Contact Coordination (phone numbers)
 - ▶ Know who is in what space
 - ▶ Communications during an event
 - ▶ Departmental decisions (who makes)
 - ▶ Insurance claim - work with Space Management
 - ▶ Severe Weather
 - ▶ Emergency Assembly
- 

DEPARTMENTAL RESPONSIBILITIES

- ▶ Train your leadership team
- ▶ Train Staff
 - ▶ Contact OESO – see resources
 - ▶ Hazardous materials
 - ▶ Air quality concerns
 - ▶ Chemical spills
 - ▶ Mold concerns
 - ▶ Reporting incidents non-emergency (not police or fire required) – not clinical space
 - ▶ On Campus in SOM buildings <https://eo.duhs.duke.edu/>
 - ▶ On Campus in University buildings <https://facilities.duke.edu/>
 - ▶ Off Campus – Property Management will provide you with specifics
 - ▶ For Clinical space follow Clinical Guideline

PREVENTION: FACILITIES (E&O)

▶ Alarm Monitoring

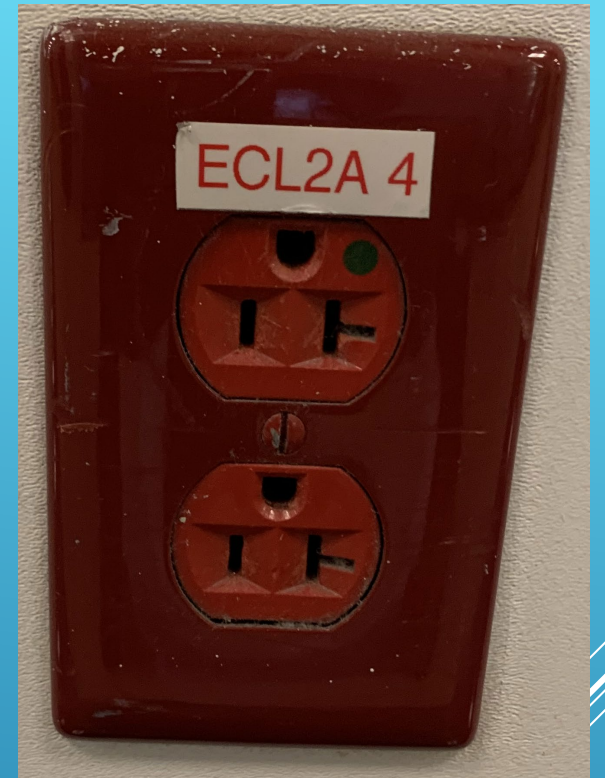
- ▶ Determine what requires monitoring (e.g., freezers, incubators, etc.)
- ▶ Various options available
 - ▶ Several monitoring companies currently in use.
- ▶ Consider redundant alarms for high value/irreplaceable items

▶ Water Lines

- ▶ Vendor connections (e.g., RO/DI unit, coffee pot, water filters, etc.)
 - ▶ No plastic connections
- ▶ Report drips and small water leaks

PREVENTION: FACILITIES (E&O)

- ▶ Normal Electrical Power
 - ▶ Extension cords should not be used in place of permanently installed outlets
 - ▶ Do not daisy chain extension cords to power equipment
- ▶ Emergency Power (Red Outlets)
 - ▶ Determine your needs; outlets can be added with service request
 - ▶ Total is limited by generator sizing
 - ▶ Transition between normal and emergency power (blip)
 - ▶ Consider a power conditioner with an uninterruptable power supply for critical equipment

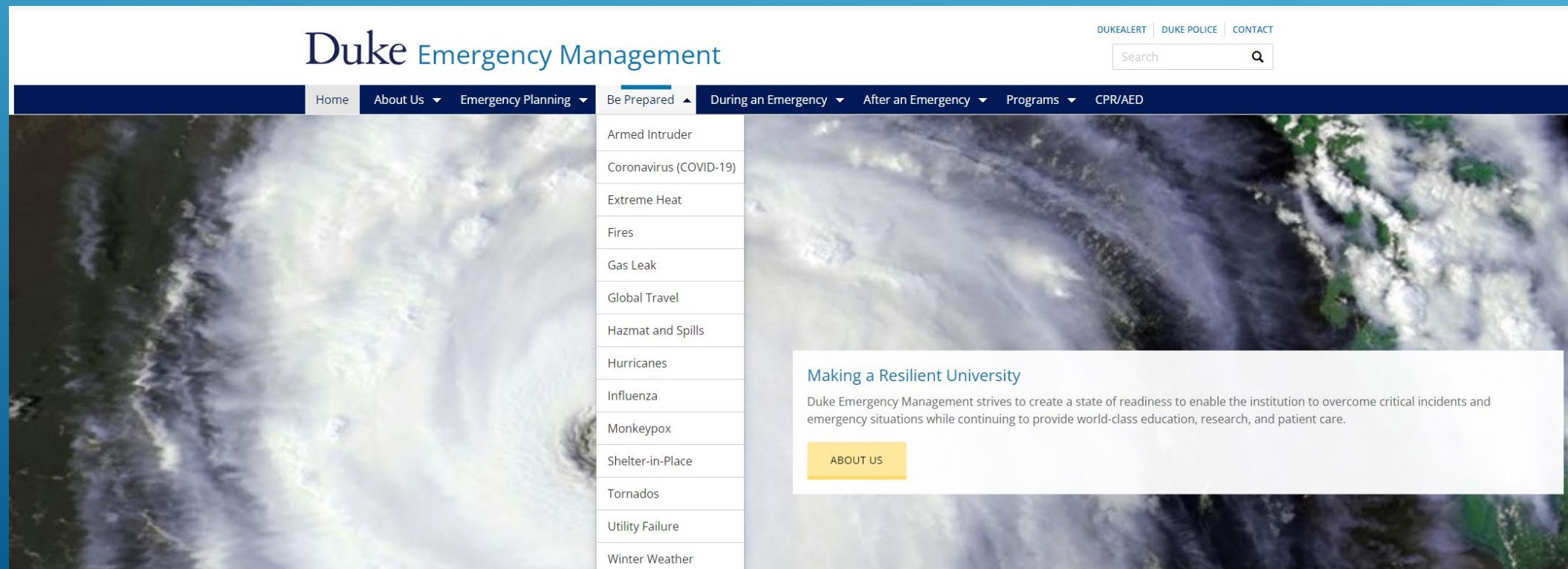


PREVENTION: OESO MATERIALS

- ▶ Support for corrective actions from audit findings
- ▶ Lab Start Up/Close Out
<https://www.safety.duke.edu/laboratory-safety/lab-start-close-out-or-relocation>
- ▶ Shared Spaces
 - ▶ ID contacts/ID materials
 - ▶ Periodic clean outs (especially cold rooms and freezers)
- ▶ Mercury Thermometer Exchange Program
<https://www.safety.duke.edu/sites/default/files/MercuryExchangeProgramInfoSheet.pdf>

PREVENTION/MITIGATION

- ▶ Know What to Do During Various Types of Emergencies
<https://emergency.duke.edu/what-to-do/>
- ▶ <https://prepare.duke.edu>



The screenshot displays the Duke Emergency Management website. At the top, the title "Duke Emergency Management" is centered, with navigation links for "DUKEALERT", "DUKE POLICE", and "CONTACT" on the right. A search bar is also present. Below the title is a dark blue navigation bar with the following menu items: "Home", "About Us", "Emergency Planning", "Be Prepared", "During an Emergency", "After an Emergency", "Programs", and "CPR/AED". The "Be Prepared" menu is expanded, showing a list of emergency types: "Armed Intruder", "Coronavirus (COVID-19)", "Extreme Heat", "Fires", "Gas Leak", "Global Travel", "Hazmat and Spills", "Hurricanes", "Influenza", "Monkeypox", "Shelter-in-Place", "Tornados", "Utility Failure", and "Winter Weather". The background of the page features a satellite-style image of a tropical storm. A white box on the right side of the page contains the heading "Making a Resilient University" and a paragraph: "Duke Emergency Management strives to create a state of readiness to enable the institution to overcome critical incidents and emergency situations while continuing to provide world-class education, research, and patient care." Below this text is a yellow button labeled "ABOUT US".

PREVENTION

- ▶ Business Continuity
 - ▶ It's not always about the money



DISASTERS ARE REAL, WITH SIGNIFICANT IMPACT

PROCESS OF AN EVENT

COMMUNICATION IS KEY

- ▶ First Response
- ▶ Triage
- ▶ Assessment
- ▶ Clear Impacted Space as needed
- ▶ Rebuild
- ▶ Re-Occupy
- ▶ Insurance Claim



EVERY DAY ISSUES

- ▶ On-Campus SOM buildings:
 - ▶ Non-Emergency Facility Issues – e-request @ <https://eo.duhs.duke.edu/>
 - ▶ Emergencies or Urgent Facility Issues – **call 919-684-3232**
- ▶ On-Campus University Buildings: contact your FMD building manager, call 919-684-2122, or <https://facilities.duke.edu/request>
- ▶ Leased space follow Property Manager process
- ▶ OESO
 - ▶ Call 919-684-2794
 - ▶ Email oesosafety@dm.duke.edu
 - ▶ Visit website www.safety.duke.edu

Employee Exposure Hotline (Biological, Chemical, Radiological)
Campus phones115
Non-Campus phones919-684-8115

Duke Police/Security
Campus phones911
Non-Campus phones919-684-2444

Employee Occupational Health & Wellness919-684-3136
Poison Control800-222-1222
Corporate Risk Management919-684-6226
Workers' Compensation919-684-6693

Report work-related injuries & illnessesforms.hr.duke.edu/workcomp/

OESO Biological/Laboratory Safety..... 919-684-8822
OESO Environmental Programs..... 919-684-2794
OESO Occupational Hygiene & Safety.....919-684-5996
OESO Radiation Safety.....919-684-2194

Engineering and Operations.....919-684-3232
University Facilities Management.....919-684-2122
Division of Laboratory Animal Resources.....919-684-2797